

Glenville Nutrition Clinic Dublin
 10 Orwell Road, Rathgar
 IRL Dublin D06 T265
 Fax
 Client No.

Name
 D.o.B.
 Address
 Patient No.










Gender W Request No.
 Received
 Reported
 Sampl. Time 20.02.2023 10:06:00

Height cm Weight kg Body Mass Index

Basic Check Ups

Test Name	Result	Ref. Range	Units	Previous	Trend Line /Date
Blood Count					
Erythrocytes	4.31	3.9 - 5.15	/pl		
Haemoglobin	13.7	12 - 15.4	g/dl		
HCT	42.4	35.5 - 45	%		
MCV	↑ 98	80 - 94	fl		
MCH	31.8	27 - 33.5	pg		
MCHC	32.3	32 - 36	g/dl		
Platelets	350	130 - 450	TSND/ μ l		
WBC	9.3	4 - 10	/nl		
MPV	9.8	7.8 - 11.5	fl		
RDW	13.2	11.5 - 14.5	%		
Lymphocytes	22.9	19 - 48	%		
Lymphocyte count	2.12	1.1 - 4.5	/nl		
Monocytes	4.5	3.4 - 9	%		
Monocyte count	0.42	0.1 - 0.9	/nl		
Neutrophils	71.5	40 - 74	%		
Granulocyte count	6.62	1.5 - 7.7	/nl		
Blood Count with Differential					
Eosinophils	0.6	< 7	%		
Eosinophile count	0.06	< 0.7	/nl		
Basophils	0.5	< 1.5	%		
Basophil count	0.05	< 0.2	/nl		

Helper Cell Typing (MeGeMIT)

T4 T-Helper rel	↑ 48		35 - 45	%Lympho
T helper (1) cells	↓ 4.3		5 - 22	%CD4
T Helper (2) cells	5.0		3 - 9	%CD4
Quotient TH1/TH2	↓ 0.9		1.1 - 5	
T-helper (17) cells	4.3		2 - 9	%CD4
TH17 cells rel	11		5 - 17	%CD4
T-helper 1 / T-helper 17-cells	7.00		2 - 11	%CD4
T cells regulatory	9		5 - 10	%CD4
Quotient TH17 / Tregul	0.5		0.4 - 1	

Inflammation Check

TNF-alpha (S)	7		< 9	pg/ml
Interleukin 1β (S)	↑ 8		< 5	pg/ml
Interleukin 6 (S)	<2		< 4	pg/ml
Interleukin 8 (S)	↑ 350		< 62	pg/ml

NK Cell Function

NK Check

NK-Cells (relative)	↓ 5		6 - 29	%Lympho
NK-Cells CD25 basal	9		< 10	%NK
NK-Cells CD25 stimulated	↓ 2		> 3	%NK
NK-Cells CD69 basal	4		< 8	%NK
NK-Cells CD69 stimulated	↓ 2		> 5	%NK

Laboratory diagnostics carried out and validated by MVZ Labor Bavariahaus, in the case of individual parameters by the authorised partner laboratory, where applicable.